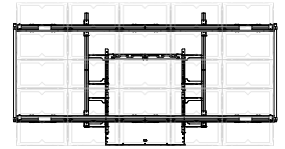




US



EU



Product description

The BalanceBox 650 Height adjustable wall mounted DVLED solution will fit most LED panels between 130 and 136 in. The interface frame is adjustable in width and height; spacer sets and adapters are available for specific panel models. The mounting system can adjust to most All-in-One or cabinet based DVLED 5x5 panel arrays from 130" to appr. 136" depending on the brand. The system comes with large handle-bars on both sides of the panel for handling and height adjustment.

Engineering support is available through our Sales support contact to make sure installation is successful and trouble free.

The BalanceBox® system is ideal for interactive touch functionality on large panels, touch all of the panel in a fraction of a second! Simply grab the handle-bars and move the panel. The BalanceBox® system is fully certified and tested for safety.

Specifications

Materials and finish

- Frames and handle-bars: Aluminum black anodized
- Brackets: Steel powder coated black RAL9005 textured

Technical Specifications

- Load capacity: 185 kg / 407 lb
- Panel size: DVLED Panel width between 2700 and 3300 mm / 106.3 and 129.9 in
- Vertical mounting point spacing: 800 to 1100 mm / 31.5 to 43.7 in
- Typical 5x5 array / All-in-One

Features

- Height and width adjustable frame for maximum compatibility
- Compatible with most brands 130 to 136 in indoor DVLED panels (some with adapter or spacer sets)
- Step by step installation, quick, adaptable and easy
- Large handle for safe and easy operation
- Compatible with selected height adjustable BalanceBox mounts

Certificates & Safety

- CE



Ordering information

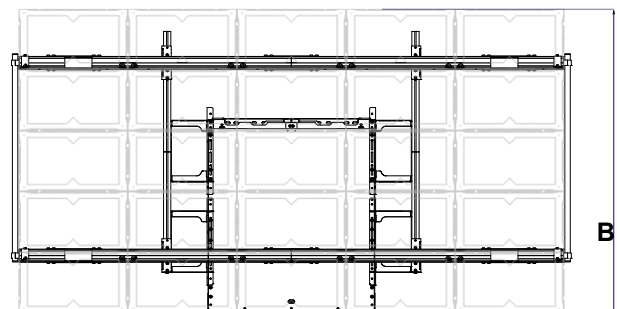
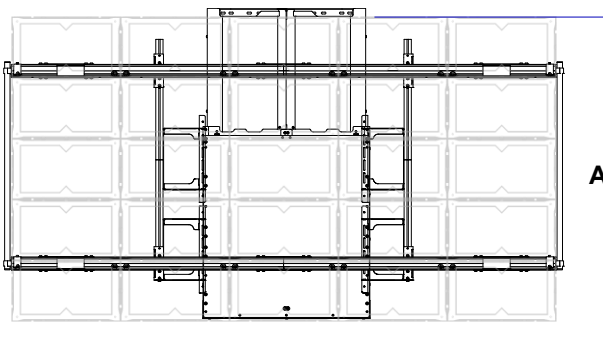
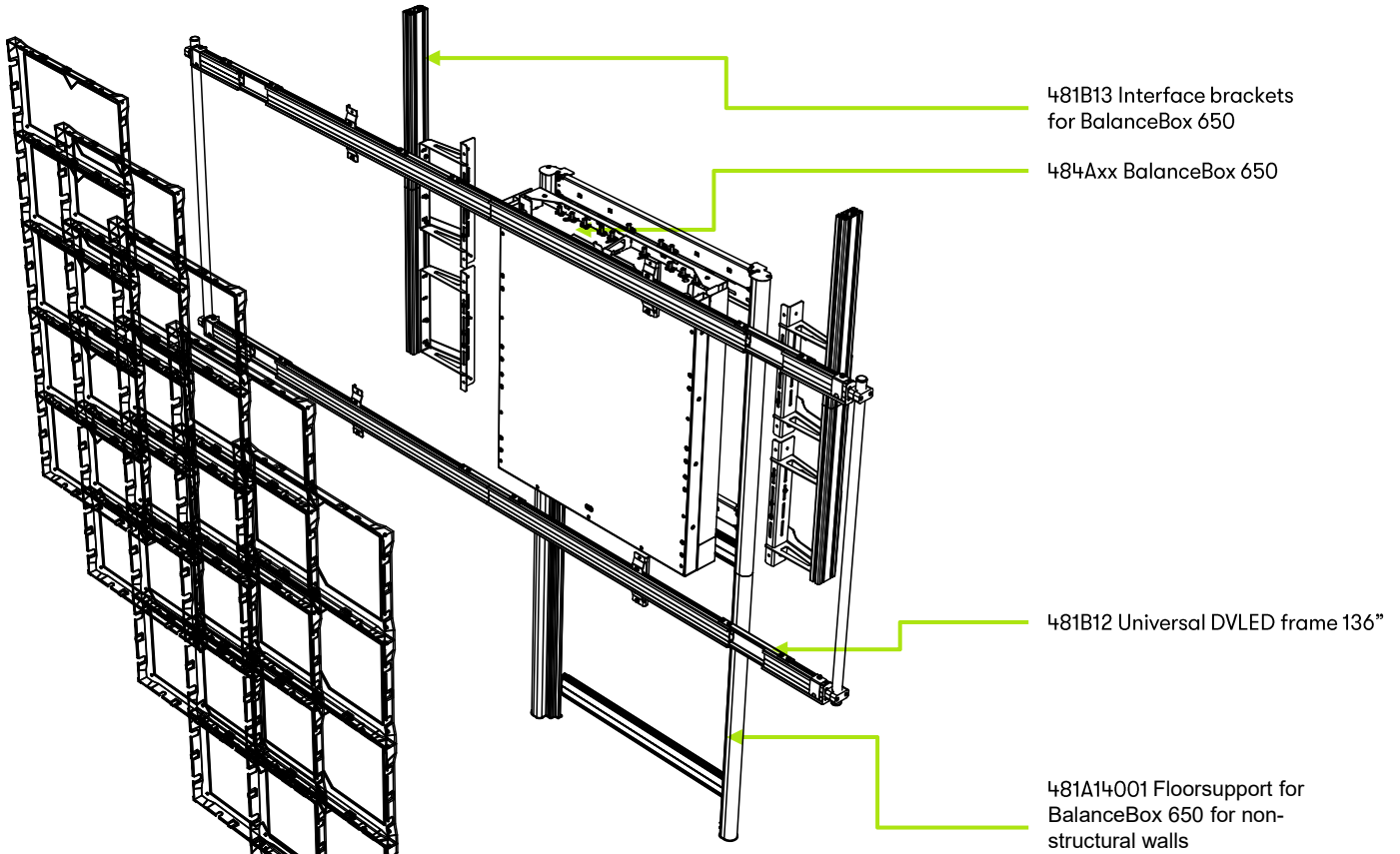
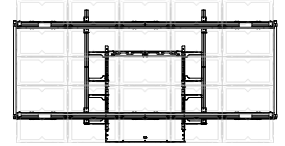
Article number	Product description
484A19	BalanceBox 650-II Heavy for panel weight between 90 to 130 Kg / 198 to 286 lb
484A19001	BalanceBox 650-II Heavy-plus for panel weight between 125 to 153 Kg / 275 to 336.5 lb
484A20	BalanceBox 650-II Extra-Heavy for panel weight between 140 to 185 Kg / 275 to 336.5 lb
481B13	Set of interface brackets for DVLED Frame on BalanceBox 650
481B12	Universal Interface frame for LED Panels up to 136 in.
481A14001	Floorsupport for BalanceBox 650 for non-structural walls
481B27	Spacer set (20pcs) 35 mm M8x60 DVLED



US



EU



Typical dimensions
(depending on panel dimensions):
A: BalanceBox moves down 650 mm / 25.6 in (B minus 650 mm / 25.6")
B: At your choice, minimum dimension C plus panel height
C: Minimum 675 mm / 26.6 in. (Prevent collision with the floor)

Request engineering support (please specify panel brand and type number):

Europe: contact@balanceboxmounts.com
+31 (0)43 3516601

USA: salesupportus@balanceboxmounts.com
+1 (678) 782-2076



EU



US

Downloads page here